

LUMA X20 NVR REMOTE EMULATOR DRIVER FOR CRESTRON HOME

Revision: 2.00

Date: 17 September 2025










SUPPORTED INSTALLATION

This is a Crestron Home driver for Crestron Home processors.

DESCRIPTION

Note that this module is for the X20 range of Luma NVRs, and will not function for previous NVRs. If your NVR model name ends with 20, this is the driver you should use, otherwise, you have an earlier NVR, and you can find a driver for those at the link above, too.

The Luma X20 NVR module simulates an X20 NVR remote control and supports the following functionality:

-  IP connection (static address required)
-  Navigation Input (up, down, left, right, back, select)
-  Menu
-  Play and Pause
-  Forward and Reverse Skip
-  Keypad Number Input
-  Changing Grid View
-  Power Toggling
-  Camera Selection

Even though the unit may support additional functionality, this may not be exposed within Crestron Home. Manufacturers should contact Ultamation on support@ultamation.com if they wish additional feature support.

INSTALLATION

The driver can be found under:

Drivers > Cable Box > Luma

Adding the Driver

You may need to connect directly to the NVR with a mouse and monitor and Log In locally before the driver can connect.

Ensure a room is selected, and then click on the '+' against the appropriate device.

You will be asked to provide a descriptive name – this can be anything you wish.

Enter a descriptive name for NVR

You will be asked to input the IP address of the NVR as well as its network port. Its default is 80, and should be left as this unless you have configured the NVR to use a different network port.

You will also be asked for the username and password for the NVR. If these details are incorrect, an error will occur, so if you can't control your device, keep an eye out for these errors and check your credentials are correctly input.

The driver is licenced via the cloud, but an optional "offline" key can be requested under special circumstances. Please FIRST refer to the "Licensing" section below and then contact support@ultamation.com if you REQUIRE offline activation. The same offline key can be used for multiple driver instances in the same system.

i **Offline Key (Optional)**

For devices that operate permanently offline. Not required for devices with an Internet connection.

If you do not have a cloud licence and do not enter a valid offline licence key, the system will function for ONE hour and then control will be suspended. The offline licence key can be entered at any time after initial setup without having to reconfigure each tile.

You'll also be asked for the number of cameras you have with your NVR. This defaults to 16, and is necessary for the channel up/down functions on the driver to function as intended.

You may be asked for provider settings – this should be ignored. Unfortunately, custom providers (channel lists) cannot be created.

SUPPORT

If you have any issues with an integration solution please let us know by contacting Ultamation support on support@ultamation.com and please include as much detail about your issue as possible, such a recent processor error log.

Licence verification messages are posted to the error log, so please ensure you have checked this.

LICENCING

This integration solution (including software, images and all other associated assets distributed as part of the purchased download package) is licenced on a PER PROCESSOR basis.

A purchase should not be completed without correct information as refunds cannot be issued for errors or changes made to details following purchase.

This is an electronic product and there is no physical delivery.

The integration solution is provided without any warranty with respect to the reliability of the controlled device or changes to device protocol. We will endeavour, through best efforts, to maintain the integration solution's functionality and any bug fixes will be provided free-of-charge. Additional functionality may be released as a variation of this integration solution and this will be a separate, purchasable, product.

CLOUD LICENCE

This integration solution contacts Ultamation's licencing server at startup. If the server finds a matching licence for the integration solution and processor then the integration solution will be licenced. Otherwise, the integration solution will check the offline licence key. If you purchase a licence **after** you have loaded the integration solution, please reboot the system to see changes take effect.

If you purchased a licence **before** it was migrated to the cloud service, i.e. you have a licence key already, you must enter this into the **Offline Key** user attribute. If you purchased the integration solution **after** it was migrated, and you don't have a licence key, no further action is required.

If no licence exists for the product/processor the integration solution will enter a short trial period (ONE HOUR) to allow for verification of correct control or evaluation.

To request an OFFLINE key, please contact support@ultamation.com with your order details and a brief explanation why you REQUIRE offline activation. Ultamation reserve the right to refuse offline activation.

NOTE: Once an offline key has been issued no further licence changes will be granted. Moving the integration solution to a new processor will require an additional licence purchase.