

## AMINO H200 SET-TOP BOX DRIVER FOR CRESTRON CUSTOM

Revision: 1.00  
Date: 28 November 2022

### LICENCING















Please visit <https://shop.ultamation.com/> to obtain a licence key for your Crestron processor. Only a single licence is required for each Crestron custom processor and the module can be used multiple times with the same licence.

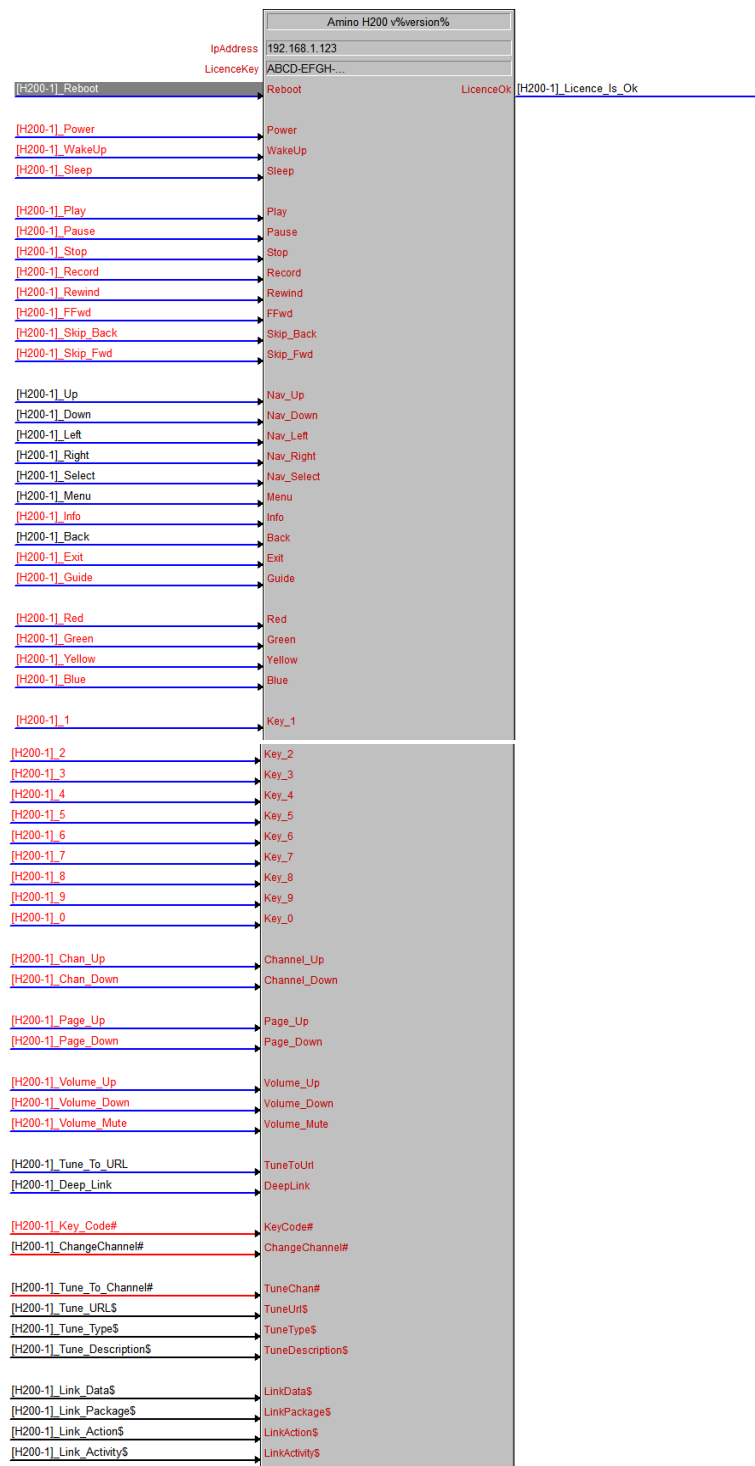
### CRESTRON CUSTOM ONLY

This document describes the configuration of Ultamation's Amino H200 Driver for Crestron Custom only. For Crestron Home, please refer to the alternative Crestron Home module.

### SUMMARY - WHAT DOES THE MODULE DO?

The Amino H200 is a versatile video streaming device with sophisticated platform management capabilities and is found in countless installations. This module enables Crestron SIMPL Windows control of the set top box.

-  Discrete and Toggle Power Control
-  Device Reboot
-  Navigation
-  Keypad
-  Channel selection
-  Colour buttons
-  Transport controls
-  Channel Up/Down
-  Page Up/Down
-  Volume raise/lower and mute
-  Inject ANY Android Keycode
-  Tune to Channel ID
-  Tune to URL
-  DeepLink



## CONFIGURATION

The driver is configured by adding the USP, USH, PDF and CLZ files to your SIMPL Windows project folder and then including the USP in your program.

You will need to configure the IP address of the H200 in the parameters, along with the licence key you received when purchasing the licence against a specific Crestron custom processor. Multiple instances of the module can be used with the same licence key.

Most functions will be familiar – all input signals are edge triggered.

The "Licence Is Ok" signal is used to validate the licence Key has been accepted. If this is low, the module will operate in trial mode for one hour. The status of the trial mode can be verified from the Crestron error log.

## Special Functions

The module provides a number of special features that are unique to the Amino H200.

### KeyCode#

This allows a Crestron programmer to inject ANY Android keycode into the H200 – so a developer is not constrained by the signals/functions that we have exposed on the wrapper module. For a complete list of Android KeyEvent values, please refer to <https://developer.android.com/reference/android/view/KeyEvent>.

### ChangeChannel#

Jump directly to any channel in the manifest (configured under the Amino Orchestrate platform) by specifying its numeric ID.

### TuneToUrl

The H200 can be "tuned" to any arbitrary stream using this function.

First set the following inputs:

- ☼ TuneChan# - a numeric ID for the channel (this is not persisted)
- ☼ TuneUrl\$ - the URL of the desired stream
- ☼ TuneType\$ - the type of the stream – such as "nativedash"
- ☼ TuneDescription\$ - the text description shown on the OSD

Once these have been set, pulse TuneToUrl to have the H200 pull in the new stream. Please refer to Amino support documentation for suitable values.

### DeepLink

The H200 also provides the ability to deeplink into installed Android applications. These must first be enabled on the platform (see Amino support for this).

As for TuneToUrl, first set suitable values (see Amino support), and then pulse "DeepLink".

- ☼ LinkData\$ - for the web browser, simply set this to the desired URL
- ☼ LinkPackage\$ - the Android package defined in the application's Launch Intent.
- ☼ LinkAction\$ - the Action as defined in the application's Launch Intent.
- ☼ LinkActivity\$ - the Activity (Classname) as defined in the application's Launch Intent.

## SUPPORT

If you have any issues with a driver or installation please let us know by contacting Ultamation support on [support@ultamation.com](mailto:support@ultamation.com) and please include as much detail about your issue as possible, such a recent processor error log.

Licence verification messages are posted to the error log, so please ensure you have checked this.

## LICENCE

This module (including software, images and any and all other associated assets distributed as part of the purchased download package) is licenced on a PER PROCESSOR basis.

A licence key is generated at the point of purchase and is linked at that time to specific information that MUST be provided at the time of purchase. A purchase should not be completed without correct information as refunds cannot be issued for errors or changes made to details following purchase.

The licence key for each device will be delivered via email along with links to download the module. There is no physical delivery.

The module is provided without any warranty with respect to the reliability of the controlled device or changes to device protocol. We will endeavour, through best efforts, to maintain the module's functionality and any bug fixes will be provided free-of-charge. Additional functionality may be released as a variation of this module and this will be a separate, purchasable, product.