

HIKVISION NVR DRIVER FOR CRESTRON HOME

Revision: 1.04
Date: 14 May 2021

LICENCING

Please visit <https://shop.ultamation.com/index.php/hikashop-category-information-menu-129/product/121-hikvision-crestron-certified-driver> to obtain a licence key for your Crestron processor.

ADDITIONAL READING

Please refer to the Using 3rd Party driver document for instructions on installation and configuration of the driver with Crestron Home/SIMPL.

MODULE DESCRIPTION




The Hikvision NVR module for Crestron Home has been developed to provide an integration solution for the I-Series of Hikvision NVRs. The minimum firmware requirement for the NVR is as follows:

-  I series NVR: V4.1.64 build 190119 or above
-  Super I series NVR: V4.1.65 build 190819 or above

The module presents the Hikvision NVR as a generic "Cable Box" in Crestron Home and as such should be configured as a simple video source with a single video output being connected to a video switcher or display video input.

When configuring the module, you may be asked for a channel provider for the cable box – select "None".

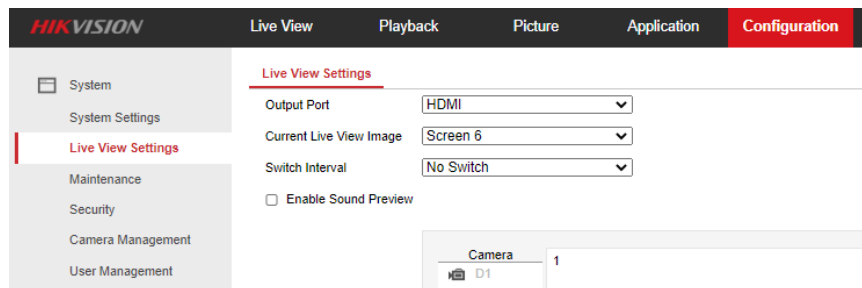
The module provides the following functionality only:

-  Single camera selection either via the keypad, or channel up/down
-  A single, predefined "grid" view of multiple cameras – recalled using the GUIDE function.
-  (beta) PTZ control of the currently selected camera

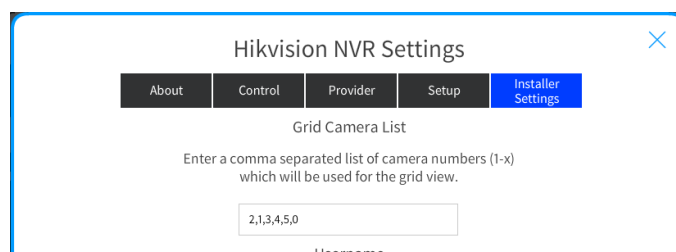
CONFIGURING THE DRIVER

You will need the following information to use the driver:

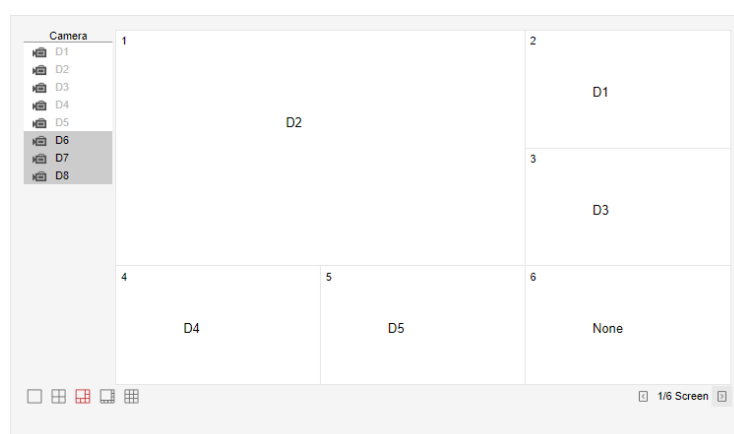
- 🌿 Fixed IP Address of the NVR
- 🌿 Suitable username and password
 - The NVR MUST be configured for Basic Authentication
- 🌿 The Output (port) to be controlled (often this will be "HDMI")
 - You can find the appropriate name for the output port from the Hikvision NVR's web interface under "Configuration – Live View"



- 🌿 The camera layout must be defined in the device settings for the box instance. For example, if you wish to show camera 5 cameras in a 6 grid with camera 2 in the primary position; you would provide the Grid Camera List as follows:



Pressing GUIDE will result in the NVR displaying this format:



- 🌿 A valid licence for your Crestron Home processor.
- 🌿 Enabling Show PTZ control will enable the up/down/left/right controls for Pan/Tilt and Page Up/Down for Zoom In/Out. This feature is still in beta.

Even though the unit may support additional functionality, this may not be exposed within Crestron Home. Manufacturers should contact Ultamation on support@ultamation.com if they wish additional feature support.

USING THE DRIVER IN SIMPL WINDOWS

The driver can be used in SIMPL Windows by using the CCD **TV Tuner** Wrapper module. Instructions on using these is provided with the Crestron modules in SIMPL Windows.

You will need to populate the UserAttributes on the CCD TV Tuner module as follows:

Attribute	Type	Description
1	String	The licence key for the Crestron processor
2	String	Grid List – a comma separated list of camera nos.
3	String	Username – Hikvision user name
4	String	Password – Hikvision password
5	Digital	Show PTZ – this is used to driver the Crestron Home UI
6	String	Output name (pattern) – e.g. "HDMI"
7	Analog	Camera Count – used to manage "next/prev cam"

SUPPORT

If you have any issues with a driver or installation please let us know by contacting Ultamation support on support@ultamation.com and please include as much detail about your issue as possible, such a recent processor error log.

Licence verification messages are posted to the error log, so please ensure you have checked this.

LICENCE

This module (including software, images and any and all other associated assets distributed as part of the purchased download package) is licenced on a PER PROCESSOR basis.

A licence key is generated at the point of purchase and is linked at that time to specific information that **MUST** be provided at the time of purchase. A purchase should not be completed without correct information as refunds cannot be issued for errors or changes made to details following purchase.

The licence key for each device will be delivered via email along with links to download the module. There is no physical delivery.

The module is provided without any warranty with respect to the reliability of the controlled device or changes to device protocol. We will endeavour, through best efforts, to maintain the module's functionality and any bug fixes will be provided free-of-charge. Additional functionality may be released as a variation of this module and this will be a separate, purchasable, product.